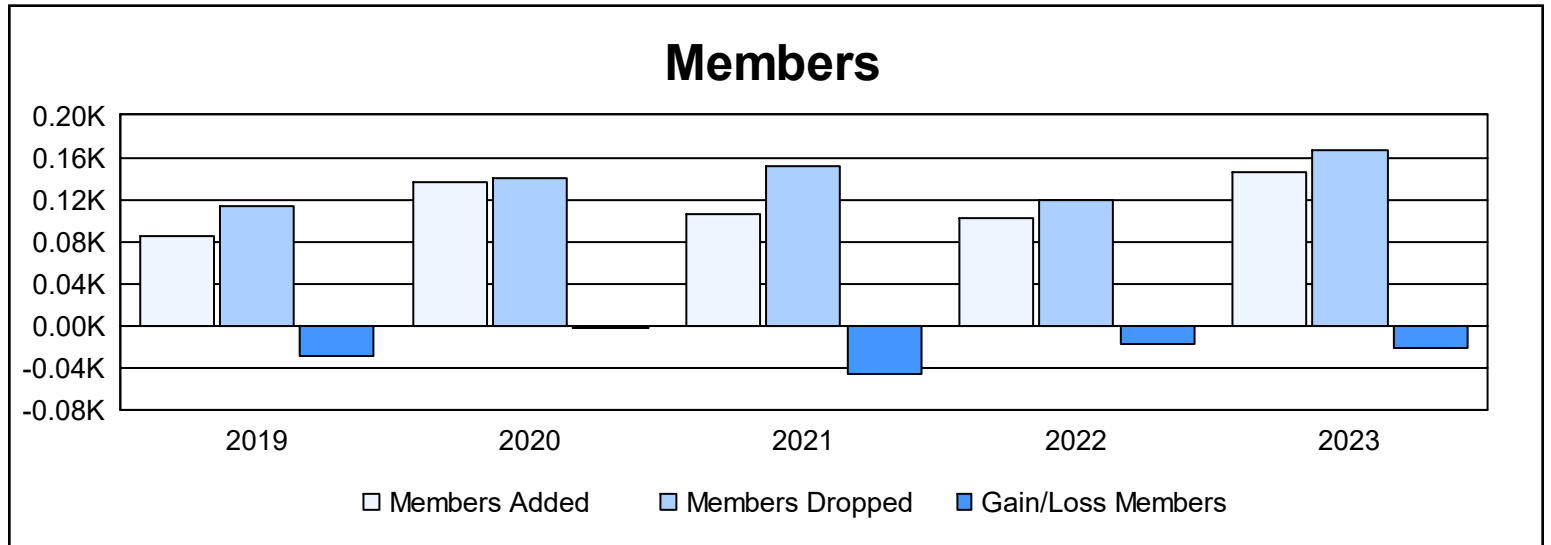
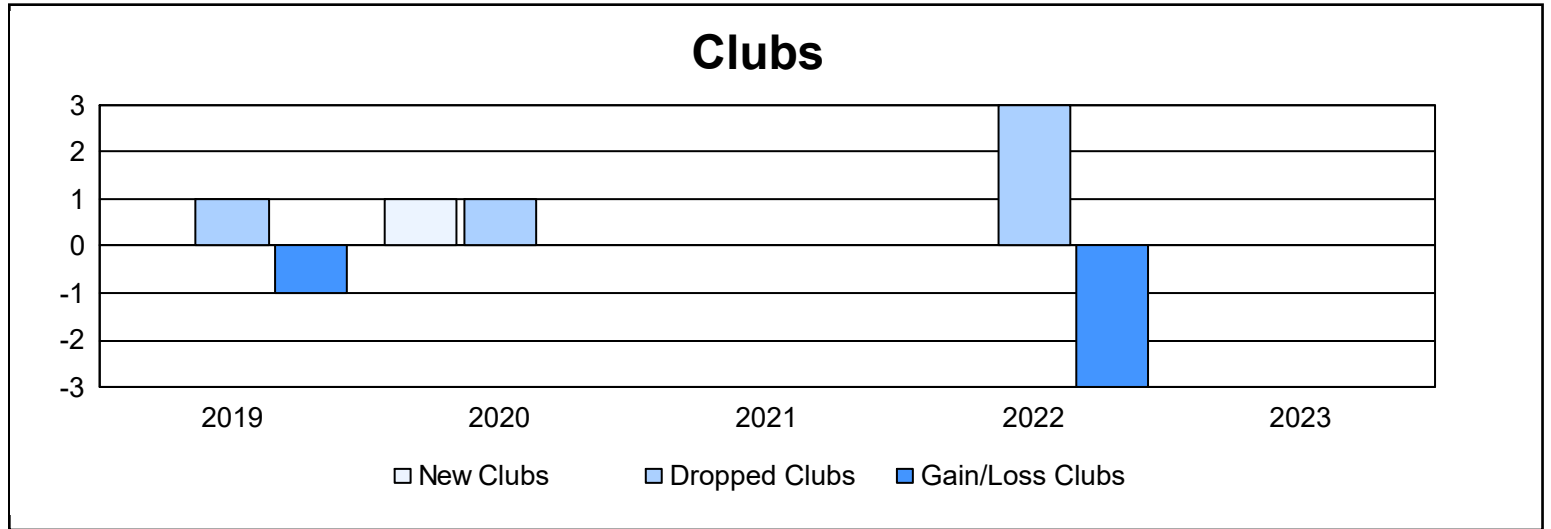
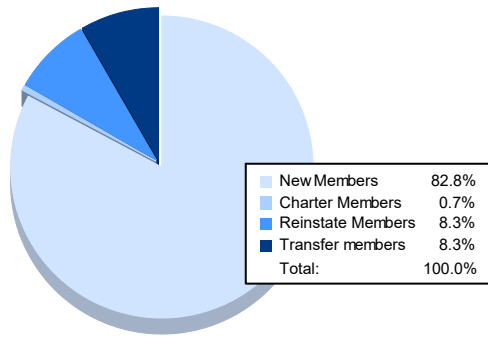


Year	New Clubs	Dropped Clubs	Gain/Loss Clubs	New Members	Charter Members	Reinstate Members	Transfer Members	Total Member Added	Total Members Dropped	Gain/Loss Members
2018-2019	0	1	-1	74	1	7	3	85	114	-29
2019-2020	1	1	0	111	22	1	3	137	140	-3
2020-2021	0	0	0	98	1	5	2	106	152	-46
2021-2022	0	3	-3	92	0	1	10	103	120	-17
2022-2023	0	0	0	120	1	12	12	145	166	-21
<b>Average</b>	<b>0</b>	<b>1</b>	<b>-1</b>	<b>99</b>	<b>5</b>	<b>5</b>	<b>6</b>	<b>115</b>	<b>138</b>	<b>-23</b>



### Membership Composition June 2023 Cumulative



### Gender Composition June 2023 Cumulative

